10885

SAMÞYKKT AF BYGGINGARFULLTRÚA
2. JÚLÍ 2013
BYGGINGARFULLTRÚAN I VESTMANNAEYJUM

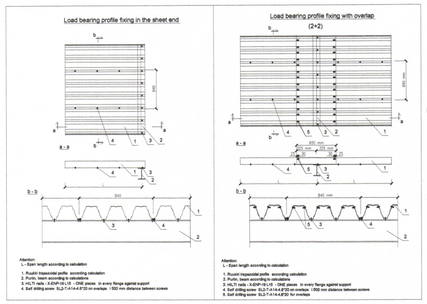

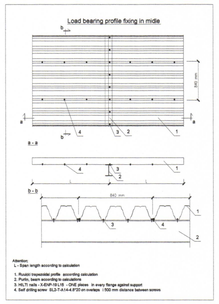

Starting profile montage from here

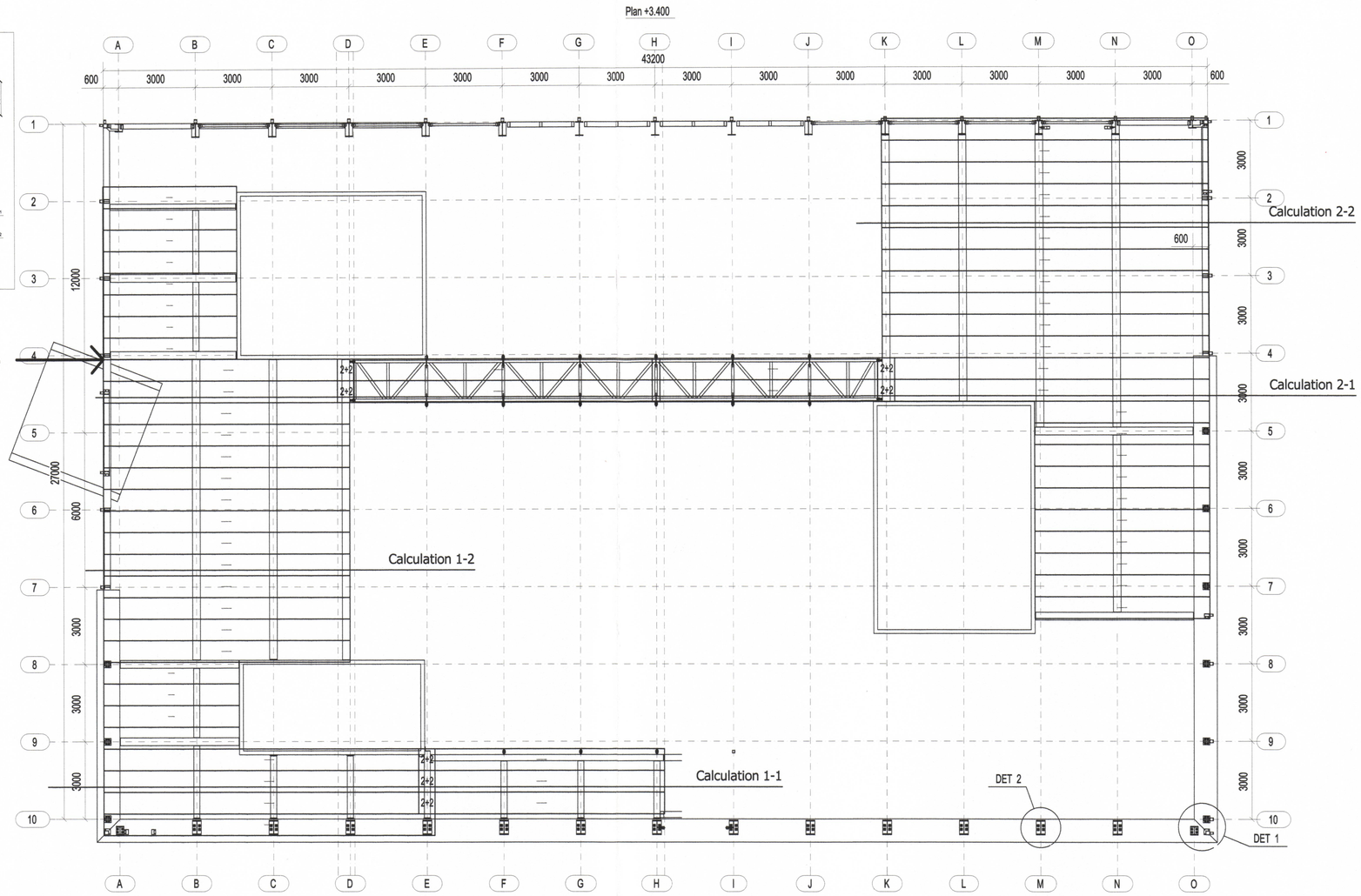

GRUNNMYND GÓLFPLAN

NOTES:

1) Follow RUUKKI load bearing profile installation instruction

2) The narrow flange of the load-bearing roofing sheet faces upwards in the package, so the sheet needs to be turned when installing it in insulated roofs.

3) Fixings

x T130 profile to beam or truss - Using HILTI nails X-ENP-19L15
Shear breaking load - 8,60 kN
Tensile breaking load - 8,80 kN

x Self drilling screws fixing overlaps and sidelap - Using SL2-T-A14-4.8*20
Shear breaking load - 5,20 kN
Tensile breaking load - 8,00 kN

NR	DAGS.	BREYTING

SKÝRINGAR

tpz teiknistofa
Kirkjuvegi 23 900
Vestmannaeyjum
Sími 481-2711
tpz@teiknistofa.is
www.teiknistofa.is

Verkheiti
ELDHEIMAR
GOSMYNJASAFN

Verkefni
GÓLFPLAN
BURÐARVIRKI

ÚTG. DAGS	HANNAÐ	VERK.NR
JÚLÍ 2013	BALTICA	0436-2
YFIRFARIÐ	TEIKNAÐ	Mælikvarði
TEIKN. NR 250	BREYTING	

Samþykkt

S:\verkefni\A-VERK\0436\0436eldheimar\0436-2\300_samskipti\SIA BAltica\laodbearing\dwg\TPZ-HAUS-GOLF-THAK.dwg, 250, 2.7.2013 11:29:03